



**ENGLISH** Roll no. 1-15:


**Myself :** Paste a picture of yourself on a coloured A4 sheet, Write the following details under it: Name, Class, Date of birth Address, School, City, Father’s Name, Mother’s Name

**Roll No 16-30:**



**Vocabulary Time !!!**

Learn one new word each day during your vacations. You will have a list of about 50 words in your vocabulary bank. Write these words. Write these in a scrap book and try to Try and use them in your conversation every day.



**Roll No. 31-45: Word Train:** Make a word train of 50 words starting with the word 'Vacation'

1 HINDI	I Eiwkz o.kkyk ds v{kjka dk Øekad kj fp= 'kñcdk'k cuk, A iR; d v{kj I s'kq gksokys 'kñ dk fp= fpikdkdj uke fy[kdA
2	Wk I svS½rd iR; d ek=k dk cMk I k fp= cukdj ml esjx HkA
3	ifrfnu , d i"V I gq[k fyf[k,

**MATHS** 1. Write the place value of the following numbers (on chart)

(Tens and ones)

- 22 = \_\_\_tens \_\_\_ones      29= \_\_\_tens \_\_\_ones
- 34= \_\_\_tens \_\_\_ones      20= \_\_\_tens \_\_\_ones
- 16= \_\_\_tens \_\_\_ones      43= \_\_\_tens \_\_\_ones
- 47= \_\_\_tens \_\_\_ones      38= \_\_\_tens \_\_\_ones

2. Draw /Paste pictures of each (scrap book)

- shapes (triangle, rectangle, circle, oval, square)
- Tall and Short, Long and Short, More and Less
- Learn and write number names (1-20)

**EVS** 1. Draw and label them- 5 fruits name and 5 vegetables name.

2. Learn how to introduce yourself in 5 sentences.

**Computer Sci:- Learn and Prepare Lesson-1 for class Test in July.**

**Project:-** Paste following pictures on chart according to the Roll Numbers.

- Roll no. 1-10                      Machines outside the house
- Roll no. 11-20                  Machines inside the house
- Roll No. 21-30                  Desktop Computer
- Roll No. 31-45 Onwards      Laptop

**ENGLISH** Roll no. 1-15 Remember the four Magic Words- Please , Sorry, Thank You and Excuse Me.

Make a Wall Hanging of these four magic words on coloured papers cut in different shapes tied together with wool or thread



**Roll no. 16- 33 COOKING TIME** Cook a simple dish with your parents and write it's Recipe. Click its pictures and paste them along with your Recipe on a Scrap Book

**Roll No. 31-45** Pick out any three words everyday from the Newspaper / Magazine/Old Books for fifteen days. Cut and paste them in a Scrap Book.

1 HINDI	nl I fct; kdsfp= fpikdkb, vjg iR; d I ct k dsckjseankold; fyf[k, A/g gekjsfy, D; kt: jh g
2	Tkujka ij v/kjr dkbz , d dgkuh ; kn djA
3	ifrfnu , d i"V I gq[k fyf[k,

**Maths** Roll no. 1-15 Sort the following numbers into two boxes. Put the even numbers in Box A and Odd numbers in Box B



**Roll no. 16-30** Fill in the squares, so the sums are correct on the right side and on the bottom. The first one has done for you.

**Roll no. 31-45** Recapitulating Numbers Names, Write the age (in figures ) and number names of all the family members in your home.

Family member	Age(figures)	Number Name
Mother		
Father		
Brother		
Sister		
Grandmother		
Grandfather		
Maternal Grandfather		
Maternal Grandmother		

**EVS** 1. Paste your recent photograph in a scrap book and label your all body parts.

2. Learn how to introduce yourself in 5 lines.

**Computer Sc.:** Learn and Prepare Lesson-1 for class Test in July.

**Project:-**

Make a model using cardboard, colored sheet and other required material according to your Roll Numbers

- Roll no.1-5                      Monitor                      Roll no.11-15                  Speakers                      Roll No. 31-35                  Printer
- Roll no. 16-20                  Mouse                      Roll no. 6-10                  Keyboard                      Roll No. 36-40                  UPS
- Roll No. 21-25                  CPU                      Roll No. 26-30                  Headphones                  Roll No. 40 onwards          Microphone

**ENGLISH**

**Roll No. 1-15** Word Tree – Cut a chart paper in the shape of a tree trunk and many small leaves. Write a word on the trunk and similar meaning words on the leaves.

**Roll No. 16-30** Make a drawing of your favourite character from any story you have read. Make a mount board to describe the character.



word web of adjectives on a

**Roll No. 31-45** On attractive cutouts write 20 new words you have learnt in the holidays. Make a



flowchart with their meanings,

antonym, and illustrations (pictures)

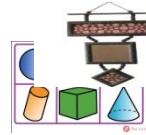
**HINDI**

1	Tf knk VhUkh nskus l sg@s ukys uplLku ds ckjs ead@z nLk okD; fyfE,
2	ipkLk 'knlach var(kjh fyf[k, ATkks d Lls dcrj & jk/h vlnA
3	ifrfnu ,d i^V l yq[k fyf[k, A

**Maths**

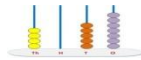
**Roll No. 1-10** Make a wall hanging using geometrical shapes like rectangle, square,

**Roll No. 11-20** Make 3 D shapes like cube, cuboids, sphere, cone and cylinder using



triangle, circle etc. colourful clay.

**Roll No. 31-42** Make 5 spike abacus for a 4 digit



number.

Revise chapter - 1 and chapter – 2 and solve

MCQ's of Ch- 1 &

2

**EVS** Section A,B and C Gather nesting material like dry grass,leaves,strings wood etc. and use it to make a beautiful nest inside the box in such a way that box cannot be seen.

Section D,E and F Collect leaves of 10 herbal plants and paste them in a scrap book with their name and write their medicinal properties.

**Computer Sc.**

**Learn and Prepare Lesson-1 for class Test in July.**

**Project:-**

Make a scrap book using pictures, colors, papers and other art work material and write about How Computers are being used in following:

Roll no.1-15	Schools
Roll no. 16-30	Railway Stations
Roll No. 31-45	Banks
Roll No. 45 Onwards	Hospitals

**ENGLISH** **Roll no. 1- 15** On attractive cutouts (of butterflies, flowers etc) write 5 **similes** with illustrations. E.g. As proud as a peacock, as white as snow.

**Roll no. 16 – 30** Think about an interesting **invention** that could happen in future. Draw the invention and write four to five lines on how it could change the life of people. Example: Super Computer



**Roll no. 31 – 45** Prepare a wall hanging based on the following ideas –

- There must be 4 panels (A4size sheets) joined together with wool or string.
- The first panel should have a photograph of your mother and father.
- Second panel should have a letter dedicated to them.
- Third panel must have a list of the things you want to do for them.
- The fourth panel must have a list of things, you feel, they expect from you.

1 HINDI	f'k'Vpkj lkj vl/mjRk nl fpk= QUMB, ;k fPkdkb,Alk; d fpk= ij nksnsoD; fyf[k,A
2	Adfr l sgeaD; k l h[k feyrh gA t\$ spkll rlyj l jrt] iM&iKs vln dse[m/s cub, RfK mlk ij nsoD; fyf[k, A
3	ifrfnu ,d i^V l yq[k fyf[k, A

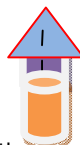
**MATHS** **Roll no.1 – 15** Make a beautiful collage using the following shapes: triangle, rectangle, square and circle. Give an interesting caption to your creation.

**Roll no.16-30** Make a tan gram (using a cardboard and cover it with coloured paper).

Take the cutouts and make two different shapes

**Roll no. 31 – 38** Make a wind chime using 3-D shapes.

Revise chapter – 1,2 and chapter – 3 and solve MCQ's of Ch- 1,2 & 2



**EVS** **Section A,BandC** : Make a model of lungswith balloons and a bottle.

**Section D,E,F** : Germinate few seeds of gram and observe the stages of germination.Show with the help of diagramand make a report on dispersal of seedsby wind,water,insects and animals.

**Subject:-Computer Sc.**

**Learn and Prepare Lesson-1 for class Test in July.**

**Project:-**

Collect the pictures related to topics mentioned below and make a collage on full Cartridge sheet with information.

Roll no.1-15	Applications (uses) of computer
Roll no. 16-30	Storage Devices
Roll No. 31-45	IPO Cycle
Roll No. 45 Onwards	Input /Output Devices

**ENGLISH Roll no. : 1- 15** Look for a list of proverbs. Write ten proverbs on flashcards of different shapes with their meanings.

**Roll no. : 16-30** Make a poster on each of the following themes with an attractive caption

Books are our best friends/ Make the planet green/Save electricity /Save the girl child /Save water

**Roll no. : 31- 45** Write twenty new words you have learnt in the holidays. Find the synonym and word and write them on attractive cutouts in different colours. E.g. Synonym – red, Antonym – blue



antonym of each

1 HINDI	Nyfv; kEkgj jk vk usD; k&D; k dke fd; k vq ml ea l s l c l svPNk dke dk l k Fk ]ml dsckj seaMk; jh fyf[k, A
2	lkdk egkk 0; fDK; k dsfp= fPKdkb, vj fyf[k, fd mlgk viks thou E&D; k&D; k dke fd, vj vki dls muds thok l s D; k l h[k feYkA
3	ifrfnu ,d i v l y[k fyf[k, A

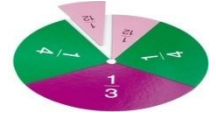
**MATHS**

**Roll no. : 1 - 13** Find out about image of any 5 great Indian mathematicians. Make an interesting collage with their contributions. Which mathematician's contribution impressed you the most?

**Roll no. : 14- 26** Make a fractional disc in the form of a wall hanging showing  $\frac{1}{3}, \frac{1}{4}, \frac{1}{5}, \frac{1}{6}, \frac{1}{8}$  as shaded part. For example

**Roll no. : 27 - 40**

Make a table calendar for the year 2015 month wise and paste your family photographs on one side.



Revise chapter - 1 and chapter – 2 and solve MCQ's of Ch- 1 & 2

**EVS Section A** Create a special album on any of your grandparents ( paternal/ maternal ) and find out their favourite food,colour,hobby,etc. (atleast 10 things ) 10 pages.

**Section B** Make a model of digestive system.

**Section C** Make a windchyme with waste material.

**Section D** Visit the following (any one) and prepare project file on it. ( special school / orphanage ) and collect information about them as What life skills they teach?,what course they have?,How do they deal with such children?, How one can help them? Get photographs also.

**Section E** Make a model of man-made animal shelter.

**Subject:- Computer Sc.**

**Learn and Prepare Lesson-1 for class Test in July.**

**Project:-**

Collect and write about following pictures and paste them in A4 Pastel sheet.

- Roll no. 1-10                      RAM and ROM
- Roll no. 11-20                 Hard Disk and Floppy Disk
- Roll No. 21-30                 CD and DVD
- Roll No. 31-45 Onwards      Pen Drive